

BOB

SHE

ultis

H I G H



DESIGNED BY
SÉRGIO BATISTA



H I G H

Com uma estrutura refinada no mais belo exemplo de woodworking este sofá tem um processo construtivo inovador em relação aos seus pares, é um exemplo de processo de fabricação que reúne alta tecnologia para garantir assim o máximo de conforto.



ESTRUTURA

Estofado com estrutura em madeira maciça revestida com espuma e tecido, conta com almofadas do encosto em espuma e fibra. Pés de alumínio.

ACABAMENTOS

Madeira: 079TC - 145MC - 148MT.

Tecido: Cartela de tecidos Uultis, inclusive couro.

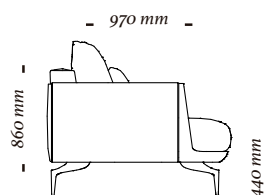
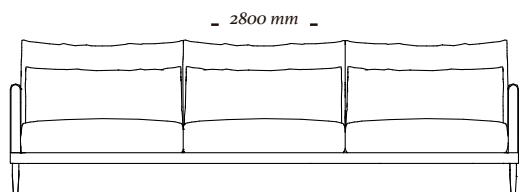
COMPOSÊ

Base / Almofada decorativa.

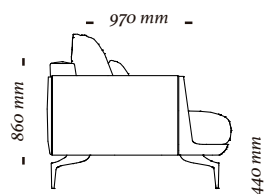
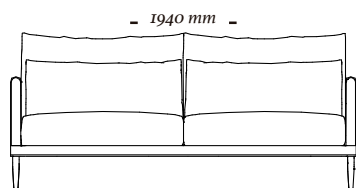
OPÇÕES

O modelo conta com diversas opções de tamanho.

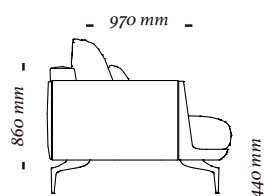
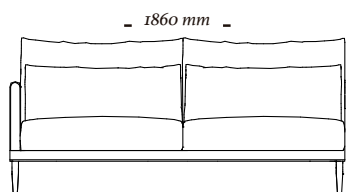
H I G H



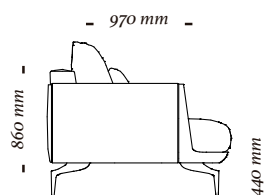
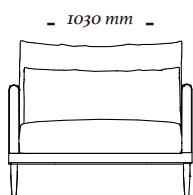
3 Lugares
2800x970x860mm



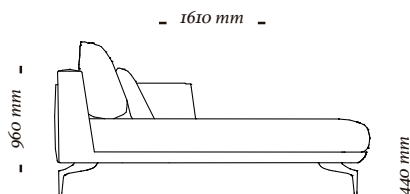
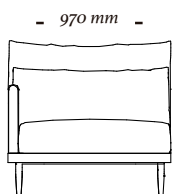
2 Lugares
1940x970x860mm



2 Lugares c/ 1 br
1860x970x860mm



Poltrona
1030x970x860mm



Chaise Lounge
970x1610x960mm



uultis

B R I I 6 , D O I S I R M Ã O S

R S | B R A S I L

5 1 3 5 6 4 8 3 8 2

U U L T I S . C O M

C O N T A T O @ U U L T I S . C O M

